



# ALRC-100

## RECORDER INTERFACE MODULE

USERS GUIDE

COMCODE: 407 238 765

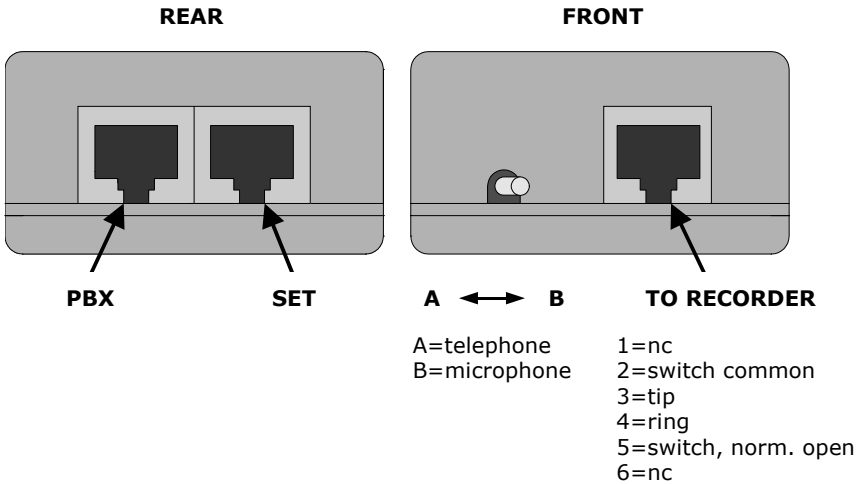
PEC CODE: 8807-009

---



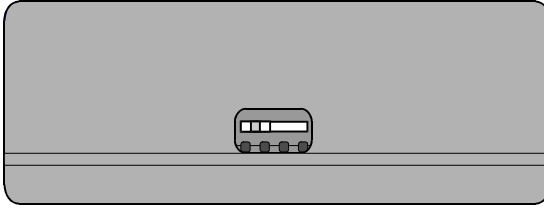
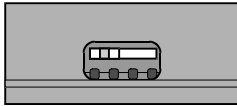
**General**

The ALRC-100 coupler interfaces basic and analog type telephones to recording equipment. The recorder should be equipped with an input impedance of 10,000 ohms or greater to prevent lowering the line level.

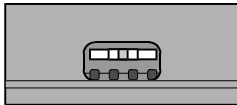


**Options**

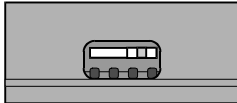
The ALRC-100 toggle switch is set toward the jack (B) for recorders with microphone input, and away from the jack (A) for normal telephone level recording. Set the 3-position slide switch on the side of the ALRC-100 for the mode required.

**MODE SELECTION SWITCH****A**

For basic telephone with loop current.  
Loop current controls audio output.  
Audio output only, no contact closure.

**B**

For basic telephone with loop current.  
Acts as loop detector.  
Provides normally open dry contact  
closure.

**C**

Factory default

For analog sets without loop current.  
Provides loop closure plus record /  
playback on a basic telephone. Audio  
is permanently connected to the line.

***Limitations***

The ALRC-100 is not compatible with any digital telephone. The ALRC-100 does not provide a beep tone.

**ACCESSORIES**

1ea. MA8 cable ... 6ft. 1/8" mini-phone plug to RJ11 plug.



**Starcom Incorporated**

3303 North Dixie Highway  
Boca Raton, FL. 33431

phone: (561) 392-7001 ★ fax: (561) 392-7003 ★ email: [info@starcom-inc.com](mailto:info@starcom-inc.com) ★ internet: [www.starcom-inc.com](http://www.starcom-inc.com)