



# SDC110


## 10 POSITION DISPLAY CONSOLE

USERS GUIDE

COMCODE: 408 021 574

PEC CODE: 8808-087

---





### Description


The SDC110 has 10 LED lamps with legends. It is available in 2 colors - black or cream. Red or green lamps are available for both. The SDC110 mounts on a wall or desk. Both the wall bracket and the desktop stand are included.

### Connections

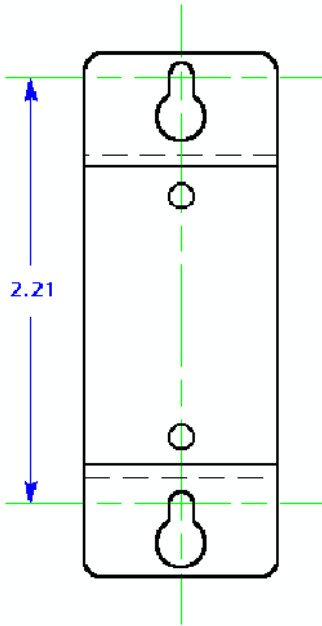
Two jacks are located on the rear of the SDC110. Each jack operates 5 of the lamps. Both are RJ-25 modular jacks. Note that pin 6 is common to both J1 & J2.

### Power

A wall-plug style, 24vdc power supply is included with the SDC110. Use the 24V+ and 24V- terminals. The GRD terminal is common to the ground pin of the 120vac plug.



SDC110 PIN-OUT			
LAMP	JACK	PIN	DESIGNATION
1	J1	1	-24V
2	J1	2	-24V
3	J1	3	-24V
4	J1	4	-24V
5	J1	5	-24V
6	J2	1	-24V
7	J2	2	-24V
8	J2	3	-24V
9	J2	4	-24V
10	J2	5	-24V
1-10	J1	6	+GND
1-10	J2	6	+GND



## Mounting

### Desk

The SDC110 may be placed flat or at an angle using the desktop stand.

### Wall

For wall mounting remove the desktop stand. The wall bracket has 2 keyholes that accept #4 screws. Locate the holes 2.21 inches apart vertically.

## Desktop stand

### Removing

The SDC110 is shipped with the desktop stand installed. To remove the stand, hold the SDC110 vertically and press down on the stand. The stand will pivot towards the wall bracket. Push it all the way against the wall bracket, then grab the 2 ears and remove it from the SDC110.



### Installing

The stand pivots into place. One side of the ears are notched. These notches must go in first. Hold the ears of the stand and insert the notched ends next to J1 and J2. Press in and rotate the stand into position.

## Specifications

### SDC110

#### General

Size .....5.8"L x 3.4"W x 2.25"H  
Weight .....8oz  
Operating voltage .....24vdc  
Power consumption .....94mA

#### Accessories Supplied

1ea. PS24.25 power supply.  
2ea. MA15 cable - 6ft length. 6-conductor RJ25 plug to RJ25 plug, reversed wiring.

### PS24.25 SUPPLY

#### General

Type.....regulated, wall plug  
Size.....2.95"L x 2.72"W x 1.93"H  
Weight.....12oz  
Operating voltage.....102-129vac, 60hz, .15a

#### Output

Voltage.....24vdc  
Current.....250mV maximum

Specifications subject to change without notice.



---

Starcom Incorporated

3303 North Dixie Highway  
Boca Raton, FL. 33431

phone: (561) 392-7001 ★ fax: (561) 392-7003 ★ email: info@starcom-inc.com ★ internet: www.starcom-inc.com